





Arnold Classic Europe Mens Open RAW

Barcelona \ Spain









28 – 30 September, 2018

Open																					
Lifters				Results																Wilks Points	
#	Name	Born/BW/Lot	Team	SQ1	SQ2	SQ3	SQ	Pl.	BP1	BP2	BP3	BP	Pl.	DL1	DL2	DL3	DL	Pl.	Total	Coef.	Points
Heavy																					
1.	Greenfield Joshua	1994/104.72/1	GBR	307.5	325.0	336.0	336.0	1	167.5	175.0	177.5	177.5	4	277.5	295.0	307.5	307.5	3	821.0	0.5981	491.04
2.	Langley Ben	1993/75.08/3	CAN	225.0	237.5	242.5	242.5	2	140.0	150.0	155.0	155.0	2	235.0	257.5	262.5	257.5	4	655.0	0.7120	466.36
3.	Shillingford Pierre	1988/92.58/9	GBR	247.5	255.0	260.0	260.0	4	167.5	172.5	175.0	172.5	3	290.0	300.0	310.0	300.0	1	732.5	0.6295	461.11
4.	Sahlberg Ossi	1992/82.20/5	FIN	230.0	240.0	240.0	240.0	6	157.5	165.0	165.0	157.5	5	270.0	280.0	295.0	280.0	2	677.5	0.6714	454.87
5.	Hallfors Teemu	1995/82.62/10	FIN	230.0	240.0	242.5	242.5	5	175.0	180.0	182.5	180.0	1	240.0	252.5	267.5	252.5	5	675.0	0.6693	451.78
6.	Lukic Novak	1999/91.58/12	SRB	250.0	255.0	260.0	260.0	3	150.0	157.5	162.5	157.5	6	262.5	272.5	272.5	262.5	7	680.0	0.6329	430.37
7.	Sesel Domen	1995/103.66/8	SLO	245.0	260.0	260.0	260.0	7	145.0	155.0	155.0	145.0	10	255.0	270.0	280.0	280.0	6	685.0	0.6003	411.21
8.	Olafsson Muggur	1996/72.66/7	ISL	180.0	185.0	187.5	185.0	9	120.0	125.0	127.5	127.5	8	220.0	225.0	×	220.0	8	532.5	0.7288	388.09
9.	Saugy Bertrand	1988/91.53/13	SUI	190.0	202.5	210.0	210.0	10	137.5	145.0	145.0	145.0	9	230.0	245.0	250.0	245.0	9	600.0	0.6330	379.80
10.	Bozic Primoz	1990/91.82/4	SLO	207.5	207.5	225.0	225.0	8	150.0	157.5	165.0	157.5	7	75.0	×	×	75.0	11	457.5	0.6321	289.19
-	Saario Jari	1985/139.94/2	FIN	315.0	315.0	335.0	-	-	×	×	×	-	-	×	×	×	-	-	-	0.5588	-
-	Alim Mohamed	1992/82.70/6	EGY	185.0	187.5	192.5	187.5	11	110.0	×	×	-	-	200.0	205.0	210.0	205.0	10	-	0.6689	-

Best Lifters by Wilks Factor

Rank	Name	Born	Team	W.Class	Rank	B.Weight	W.Factor	Result	W.Points
 1.	Greenfield Joshua	1994	 Great Britain	Heavy	1	104.72	0.5981	821.0	491.04
 2.	Langley Ben	1993	 Canada	Heavy	2	75.08	0.7120	655.0	466.36
 3.	Shillingford Pierre	1988	 Great Britain	Heavy	3	92.58	0.6295	732.5	461.11
4.	Sahlberg Ossi	1992	 Finland	Heavy	4	82.20	0.6714	677.5	454.87
5.	Hallfors Teemu	1995	 Finland	Heavy	5	82.62	0.6693	675.0	451.78
6.	Lukic Novak	1999	 Serbia	Heavy	6	91.58	0.6329	680.0	430.37
7.	Sesel Domen	1995	 Slovenia	Heavy	7	103.66	0.6003	685.0	411.21
8.	Olafsson Muggur	1996	 Iceland	Heavy	8	72.66	0.7288	532.5	388.09
9.	Saugy Bertrand	1988	 Switzerland	Heavy	9	91.53	0.6330	600.0	379.80
10.	Bozic Primoz	1990	 Slovenia	Heavy	10	91.82	0.6321	457.5	289.19

Team Points

Rank	Team	Points	Points
1.	 Great Britain	952	[491,04+461,11] 952.15 w.pts.
2.	 Finland	907	[454,87+451,78] 906.65 w.pts.
3.	 Slovenia	700	[411,21+289,19] 700.39 w.pts.
4.	 Canada	466	[466,36] 466.36 w.pts.
5.	 Serbia	430	[430,37] 430.37 w.pts.
6.	 Iceland	388	[388,09] 388.09 w.pts.
7.	 Switzerland	380	[379,80] 379.80 w.pts.
-	 Egypt	0	0.00 w.pts.